


FP402058 MUK Rev 1

morphy richards®
smart ideas for your home



Hand Blender

 Please read and keep these instructions for future use



For competitions, product hints and tips
and more join us at



www.morphyrichards.co.uk/blog



www.facebook.com/morphyrichardsuk



[@loveyourmorphy](https://twitter.com/loveyourmorphy)

www.morphyrichards.com

Health And Safety

The use of any electrical appliance requires the following common sense safety rules. Please read these instructions carefully before using the product.

- This appliance can be used by persons with reduced physical, sensory or mental capabilities, or lack of experience and knowledge, if they have been given supervision or instruction concerning the use of the appliance in a safe way and understand the hazards involved.
- Children shall not play with the appliance.
- This appliance shall not be used by children.
- Keep the appliance and cord out of reach of children.
- Do not blend for longer than the time periods recommended in 'Usage' on page 6.
- For care and cleaning refer to page 7.
- Always disconnect from the supply if left unattended and before assembling, disassembling or cleaning.
- Avoid touching moving parts. Keep hands, hair and clothing, and utensils away from the attachment blades during operation, to prevent personal injury and/or damage to the appliance.
- If the supply cord is damaged, it must be replaced by the manufacturer, its service agent or similarly qualified persons in order to avoid a hazard.

In addition, we offer the following safety advice.

Location

- Do not use outdoors or in a bathroom.
- Always locate your appliance away from the edge of the worktop.

Mains cable

- Do not let the mains cable hang over the edge of the worktop where a child could reach it.
- Do not let the lead run across an open space e.g. between a low socket and a table.
- Do not let the cable run across a cooker or other hot area which might damage the cable.
- The mains cable should reach from the socket to the base unit without straining the connections.

Personal safety

- Care shall be taken when handling the sharp cutting blades and during cleaning.

Other safety considerations

- Do not use the appliance for anything other than its intended purpose.

Product specific safety

- **WARNING: The blender blades are very sharp. Handle with care when using and cleaning.**
- **WARNING: Misuse of the appliance could cause personal injury.**
- Be careful whilst hot liquid is blending.

Electrical requirements

Check that the voltage on the rating plate of your appliance corresponds with your house electricity supply which must be A.C. (Alternating Current).

Should the fuse in the mains plug require changing, a 3 amp BS1362 fuse must be fitted.



Introduction

Thank you for your recent purchase of this Morphy Richards Hand Blender.

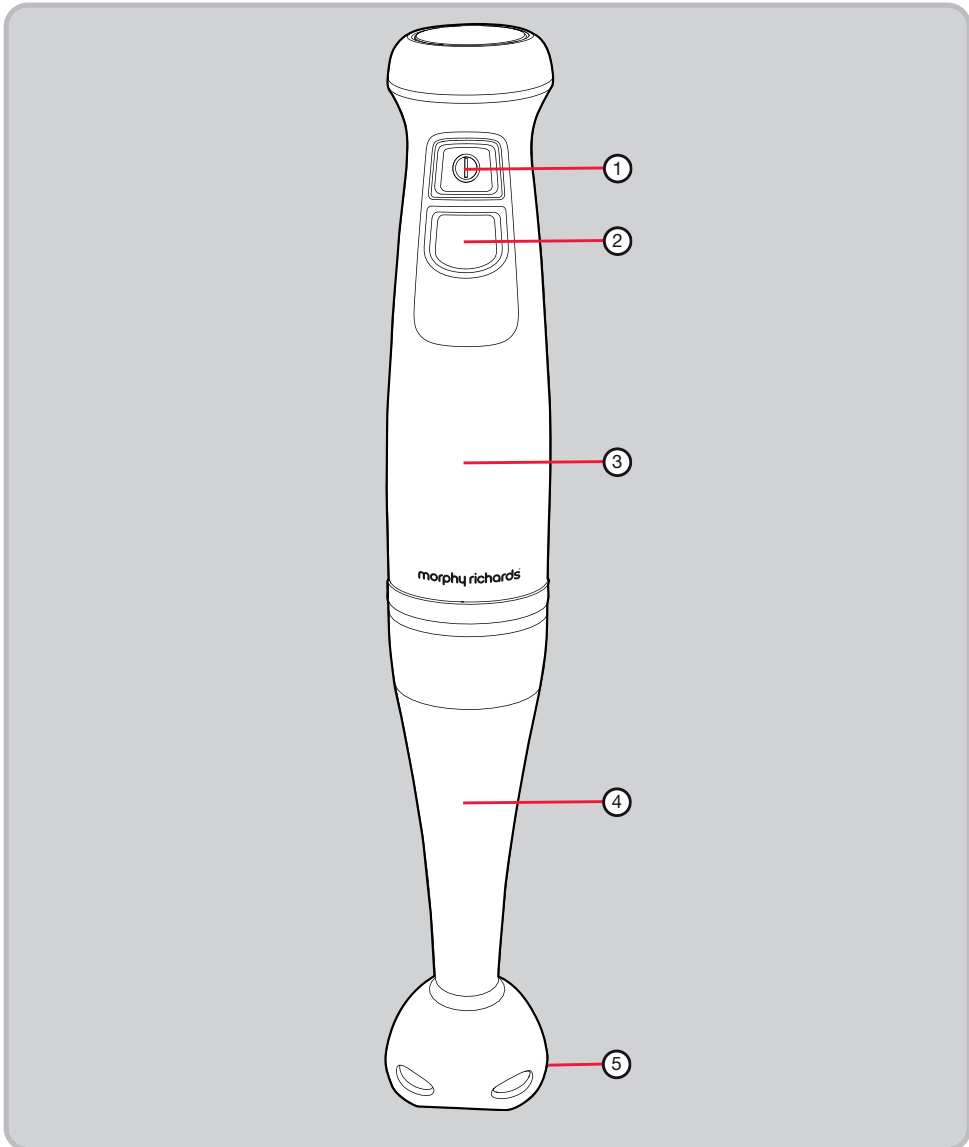
Please read the instructions for information on how to use your Hand Blender thoroughly before use.

Remember to visit www.morphyrichards.co.uk to register your product's one year guarantee.

Contents

Health And Safety	2
Product Overview	4
Before First Use	5
Using Your Hand Blender	5
Suitable Foods	6
Usage	6
Attachments	6
Hints & Tips	7
Care And Cleaning	7
Contact Us	7
Guarantee	8

Product Overview



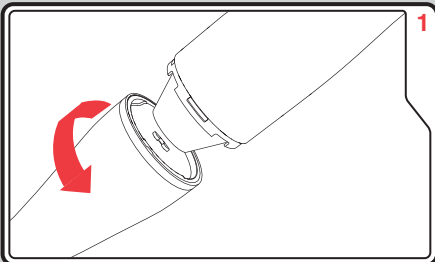
Features

- | | |
|--------------------------|------------------|
| (1) Trigger (Speed 1) | (4) Blending Leg |
| (2) Trigger (Max. Speed) | (5) Blade/Shroud |
| (3) Main Unit | |

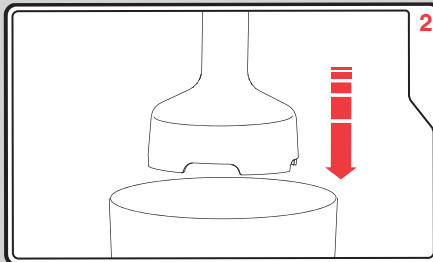
Before First Use - Cleaning

- Do not fully submerge the Blending Leg (4) in water. Wash only the Blade/Shroud (5).
- Do not immerse the Main Unit (3) in water.
- No parts are dishwasher safe

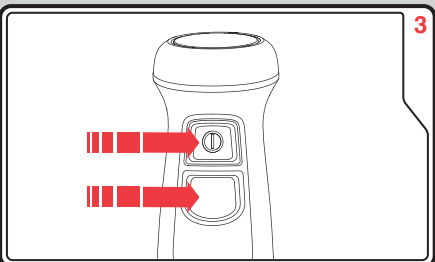
Using Your Hand Blender



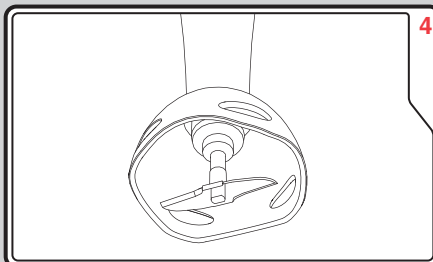
Attach the Main Unit (3) to the Blending Leg (4) and rotate anti-clockwise to lock into place.



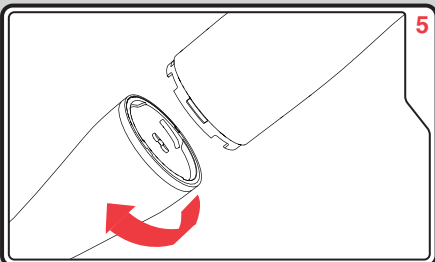
Place the Blending Leg (4) into the food to be blended.



Press the Trigger (1) or (2) to begin blending.



Release the Trigger (1) to stop. Allow the Blade (4) to slow and stop **BEFORE** removing your Hand Blender from the food.



Unplug the Main Unit (3) from the mains and turn clockwise to remove the Blending Leg (4) from the Main Unit (3) for cleaning.

Suitable Foods

- The amounts listed below should be used as a guide.

Attachment	Food	Max Quantity	Time	Use Speeds
Blending Leg	Soup or Sauce	450ml	40-60 seconds	1
Blending Leg	Milkshake	200g	20-30 seconds	1
Blending Leg	Carrots with water	300ml	40-60 seconds	2

If blending seems slow increase to Speed 2.

Usage

- WARNING:** Your Hand Blender is designed for intermittent use. Do not use continuously for more than 60 seconds. Allow to cool down for a minimum of 5 minutes before further use.
- DO NOT** Blend in a hot saucepan, allow to cool first or transfer into another cool bowl.

Attachments

Blending Leg (4)

- The Blending Leg is designed for pureeing foods such as soups, sauces, milkshakes, smoothies or baby food.
- The Blending Leg is not suitable for grinding hard items such as coffee beans or ice.

Hints & Tips

- When blending foods with strong colour (eg. carrots), plastic parts of the appliance may become discoloured. Wipe with cooking oil to clean any discoloured parts. Wash thoroughly in hot soapy water before re-using.
- When blending using the Blending Leg (4), start the process by inserting the Blending Leg (4) into the ingredients. This will ensure all the ingredients are pulled into the blade to be processed. Gently rotate the Blending Leg (4), lifting it up and down in the ingredients. Continue this movement until the mixture is of the desired consistency. Do not remove from the liquid while the blades are in motion.
- Do not lift the Blending Leg (4) out of the mixture completely when running, as splashing may occur.

Care and Cleaning

- **WARNING:** Always unplug the appliance from the mains socket before cleaning and maintenance.
- **WARNING:** Handle the blades with care as they are sharp.
- Clean the Main Unit (3) with a damp cloth and dry all the parts thoroughly.
- **WARNING:** Never immerse the Main Unit (3) in water or any other liquid.
- Blending Leg (4) should not be immersed in water. Only immerse the Blade/Shroud (5).

Contact Us

Helpline

If you are having a problem with your appliance, please call our Helpline, as we are more likely to be able to help than the store you purchased the item from.

Please have the product name, model number and serial number to hand when you call to help us deal with your enquiry quicker.

UK Helpline: 0344 871 0944

IRE Helpline: 1800 409 119

Spares: 0344 873 0710

Talk To Us

If you have any questions or comments, or want some great tips or recipe ideas to help you get the most out of your products, join us online:

Blog: www.morphyrichards.co.uk/blog

Facebook: www.facebook.com/morphyrichardsuk

Twitter: @loveyourmorphy

Website: www.morphyrichards.com

FP402058 MUK Rev 1 09/17

Your 1 Year Guarantee

It is important to retain the retailer's receipt as proof of purchase. Staple your receipt to this back cover for future reference.

Please quote the following information if the product develops a fault. These numbers can be found on the base of the product.

Model no.

Serial no.

All Morphy Richards products are individually tested before leaving the factory. In the unlikely event of any appliance proving to be faulty within 28 days of purchase, it should be returned to the place of purchase for it to be replaced.

If the fault develops after 28 days and within 12 months of original purchase, you should contact the Helpline number quoting Model number and Serial number on the product, or write to Morphy Richards at the address shown.

You may be asked to return a copy of proof of purchase.

Subject to the exclusions set out below (see Exclusions), the faulty appliance will then be repaired or replaced as appropriate and dispatched usually within 7 working days of receipt.

If, for any reason, this item is replaced or repaired during the 1 year guarantee period, the guarantee on the new item will be calculated from original purchase date. Therefore it is vital to retain your original till receipt or invoice to indicate the date of initial purchase.

To qualify for the 1 year guarantee, the appliance must have been used according to the instructions supplied. For example, the blender should not be run for longer periods than specified in the instructions.

Exclusions

- 1 The fault has been caused or is attributable to accidental use, misuse, negligent use or used contrary to the manufacturer's recommendations or where the fault has been caused by power surges or damage caused in transit.
 - 2 The appliance has been used on a voltage supply other than that stamped on the products.
 - 3 Repairs have been attempted by persons other than our service staff (or authorised dealer).
 - 4 The appliance has been used for hire purposes or non domestic use.
 - 5 The appliance is second hand.
 - 6 Morphy Richards reserves the right not to carry out any type of servicing under the guarantee at its discretion
 - 7 Batteries and damage from leakage are not covered by the guarantee.
- These guarantees do not confer any rights other than those expressly set out above and do not cover any claims for consequential loss or damage. These guarantees are offered as an additional benefit and do not affect your statutory rights as a consumer. Morphy Richards products are intended for household use only. See usage limitations within the location safety instructions.

Disclaimer

Morphy Richards has a policy of continuous improvement in product quality and design. The company, therefore reserves the right to change the specification of its models at any time.



For electrical products sold within the European Community. At the end of the electrical products useful life, it should not be disposed of with household waste.

Please recycle where facilities exist. Check with your Local Authority or retailer for recycling advice in your country.

**IF YOU ARE HAVING A PROBLEM
WITH ONE OF OUR PRODUCTS, CALL
OUR HELPLINE:**

**UK: 0344 871 0944
EIRE: 1800 409 119
SPARES: 0344 873 0710**

morphy richards

The After Sales Division
Morphy Richards Ltd
Mexborough, South Yorkshire,
England, S64 8AJ

Helplines (office hours)
UK 0344 871 0944
Spare Parts 0344 873 0710
Republic of Ireland 1800 409 119
www.morphyrichards.com

